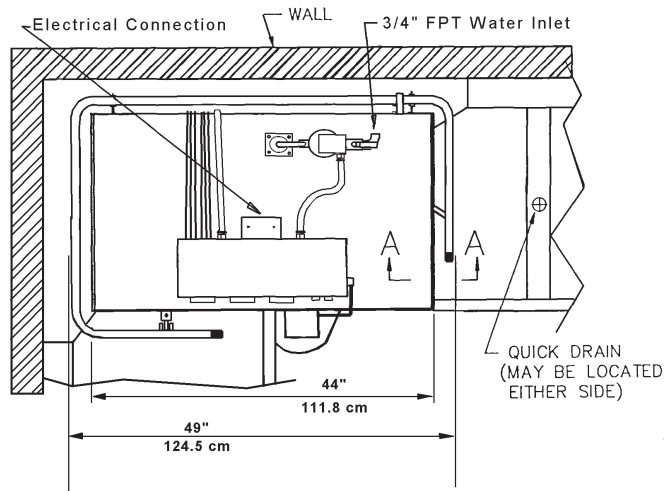
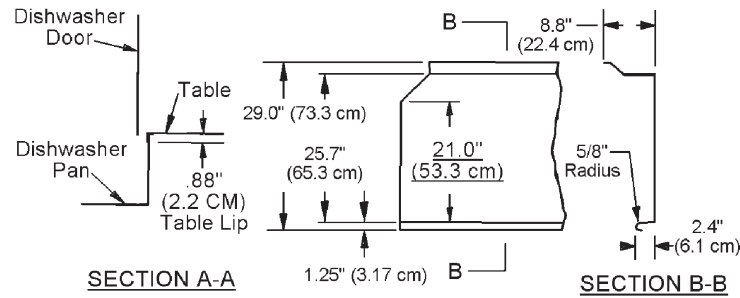


Model 5-CD Specifications



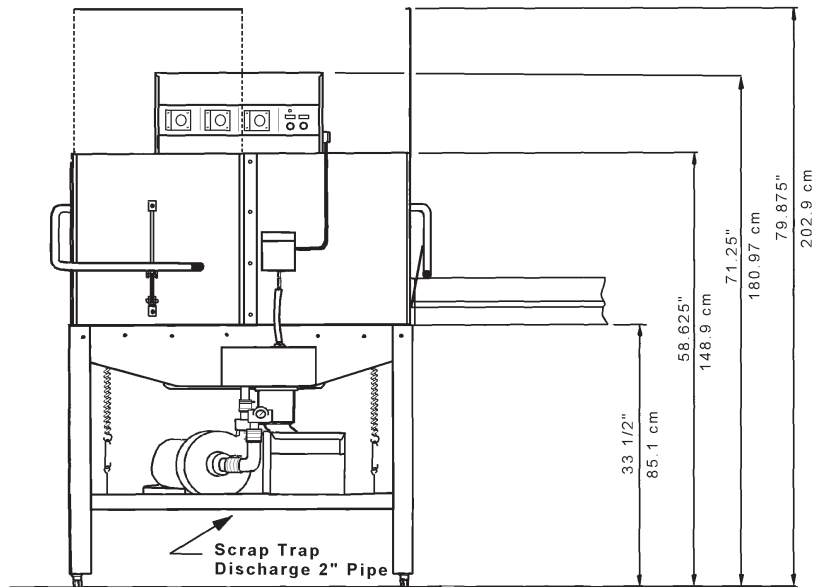
TOP VIEW



TOP VIEW
TYPICAL TABLE DETAILS

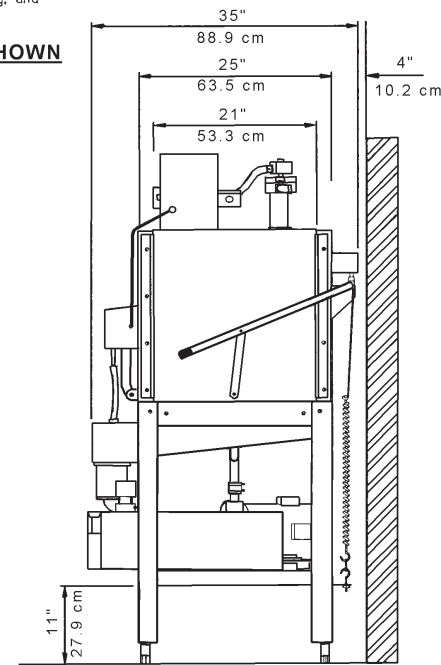
CAUTION:
Electrical and plumbing connections should be made by a qualified Service Person who will comply with all available federal, state, and local Health, Electrical, Plumbing, and Safety codes.

NOTE: LEFT FRONT ENTRY SHOWN



FRONT VIEW

*Manufacturer reserves the right to modify these specifications in compliance with regulatory agencies and manufacturing expediency



SIDE VIEW

Model 5-CD

RATED CAPACITY (Racks Per Hour)	74
WASH TIME (Sec.)	45
RINSE TIME (Sec.)	30
DWELL (Sec.)	15
TOTAL CYCLE TIME (Sec.)	90
WASH TANK CAPACITY (Min.)	3.2 Gallons 12.1 Liters
WATER TEMPERATURE	120 Deg. F Min. 49 Deg. C Min.
WATER CONSUMPTION	3.2 Gallons Per Cycle 12.1 Liters Per Cycle
MOTOR	1.5 HP 1.125 KW
ELECTRICAL RATINGS	115 Volts Single Phase 20 Amps

Connect to Supply Source using 10-12 AWG Copper wires using non-time delay fuse of 20 amp rating or 20 amp circuit breaker.

RACK SIZE (2)	19 3/4" x 19 3/4" 50.2 x 50.2 cm
DOOR CLEARANCE	20 1/2" x 21" 52.07 x 53 cm
WATER INLET	3/4" FPT
DRAIN (Scrap Trap)	2" Pipe
HEIGHT (Doors Open)	79.875"
HEIGHT (Doors Closed)	71.25"
WIDTH (Overall)	49" 124.5 cm
DEPTH (Overall)	34" 86.4 cm
SHIPPING WEIGHT	408 lbs. 185 kg
SHIPPING VOLUME (Uncrated)	64.16 cu ft. 1.82 cu m