

**PARTS KIT 088-1065**

# Model ET-AF

**Undercounter, Gravity/PDH**



## **American Dish Service**

900 Blake Street | Edwardsville, Kansas 66111  
Phone: 913.422.3700 | Toll-Free: 800.922.2178 | Fax: 913.422.6630  
orders@americandish.com | **americandish.com**

# MODEL ET-AF

## Quick Reference List

| PART NO. | PG | QTY | DESCRIPTION                                 |
|----------|----|-----|---------------------------------------------|
| 064-0001 | 3  | 1   | Chemical Pump (Internal – 50RPM)            |
| 083-6702 | 3  | 2   | Cover, Chemical Pump (Internal)             |
| 089-6705 | 3  | 6   | Tube, Squeeze, Lined Norprene FDA approved  |
| 091-4135 | 3  | 3   | Fitting, Chemical Discharge                 |
| 093-1061 | 3  | 20' | Tubing, Chemical Line, 1/4" Polymer Blue    |
| 093-1062 | 3  | 20' | Tubing, Chemical Line, 1/4" Polymer Green   |
| 093-1063 | 3  | 20' | Tubing, Chemical Line, 1/4" Polymer Red     |
| 098-1606 | 3  | 6   | Clamp, Squeeze Tube to Chemical Line        |
| 099-1028 | 3  | 2   | Bayonet, Spray Arm Pin (to Spray Base)      |
| 098-1583 | 3  | 3   | Screw, SS Tumb, 5/16-18 x 5/8"              |
| 081-6217 | 3  | 1   | Spray Arm Bearing w/O-ring                  |
| 081-6208 | 3  | 1   | Spray Arm, Undercounter w/End Plugs         |
| 081-6212 | 4  | 1   | Spray Arm, Undercounter, Cross-arm (ET-AF)  |
| 084-6211 | 4  | 4   | Spray Arm End Plugs, SS                     |
| 083-6601 | 4  | 3   | Drain Ball, 1.5"                            |
| 084-6610 | 4  | 1   | Drain Tube, Inside Sump, Gravity Drain      |
| 085-6611 | 4  | 1   | Drain Shaft, Gravity Drain                  |
| 086-6307 | 4  | 1   | Push Rod, ETAF/L3DW, Gravity Drain          |
| 086-6606 | 4  | 2   | Washer, Slotted, Small (SS)                 |
| 086-6607 | 4  | 2   | Washer, Slotted, Large (SS)                 |
| 089-6303 | 4  | 2   | Gasket, Pump, Wash 1.5 HP, (Main Pump)      |
| 089-6311 | 4  | 2   | Gasket, O-ring, Drain Pump Cover, 2.87" dia |
| 089-6672 | 4  | 1   | Gasket, Heater (500W Round)                 |
| 092-2002 | 4  | 2   | Gasket, Slip Nut, 1.5"                      |
| 091-1001 | 5  | 1   | Motor, Wash, 1.5HP                          |
| 091-1025 | 5  | 1   | Motor, Drain Pump, ET/ASQII (1/6HP)         |
| 091-1003 | 5  | 1   | Motor, Cam Timer, ET 90-Second              |
| 082-6317 | 5  | 1   | Impeller, Drain Pump                        |
| 289-6618 | 5  | 1   | O-ring, Spray Base Nut                      |
| 098-9014 | 5  | 4   | O-ring, Drain (Push Rod, Flat, 0.125")      |
| 092-2001 | 5  | 1   | Seal, Wash Pump (Main Pump)                 |
| 092-2005 | 5  | 1   | Seal, Drain Pump, ET Pump shaft             |
| 091-3082 | 5  | 1   | Contactora, Heater, ET Series               |
| 091-3083 | 5  | 1   | Contactora, Motor, 40a                      |

| PART NO.  | PG | QTY | DESCRIPTION                                     |
|-----------|----|-----|-------------------------------------------------|
| 098-2417  | 5  | 2   | Washer, 1/4" SS Split lock, (p/Motor Shaft)     |
| 098-2505  | 5  | 2   | Nut, Cap, 5/16-18, w/Nylon Insert               |
| 092-1012N | 6  | 2   | Nut, Slip, 1.5"                                 |
| 098-2308  | 6  | 2   | Nut, Wing, 1/4-20 w/Nylon Insert                |
| 098-2412  | 6  | 2   | Nut, Lock, 1/4-20, (Thin)                       |
| 098-2507  | 6  | 2   | Nut, Lock, 1/4-20, w/Nylon Insert               |
| 098-1417  | 6  | 2   | Screw, Socket Shoulder 1/4-20, 5/16 dia, 1/2"   |
| 091-3081  | 6  | 1   | Switch, Float, ASQII & ET                       |
| 091-3009  | 6  | 2   | Switch, Prime Chem, Momentary                   |
| 091-3022  | 6  | 4   | Switch, Cam Timer                               |
| 091-3008  | 6  | 1   | Switch, Master, (20amp)                         |
| 091-3065  | 6  | 1   | Switch, Contact Block, ET and HT                |
| 091-3067  | 6  | 1   | Switch, Operator, ET and HT                     |
| 091-1029  | 6  | 1   | Switch, Motor, (Internal WEG 1.5HP, 1HP)        |
| 091-3070  | 7  | 1   | Switch, Door Cut Off                            |
| 291-7101  | 7  | 1   | Light, Indicator, 110Volt, ET/ASQII (Run Light) |
| 291-3005  | 7  | 1   | Relay, Cube, DPDT 110v, (Finder 1.62" Tall)     |
| 091-3003  | 7  | 2   | Relay, Cube, Instant-Start                      |
| 098-9009  | 7  | 2   | Clamp, Hose, 7/8" Screw Type                    |
| 099-1001  | 7  | 1   | Gauge, Temperature, No Capillary                |
| 299-1004  | 7  | 1   | Gauge, Temperature, Final Rinse, 3" Capillary   |
| 091-2014  | 7  | 2   | Solenoid, Drain, (Black)                        |
| 092-5027  | 7  | 1   | Valve, Check, 1/2" Strataflow                   |
| 098-3012  | 7  | 2   | Spring, Door, Undercounter                      |
| 092-9002  | 7  | 1   | Screen, Line Strainer, 1/2" Y type              |
| 091-2008  | 7  | 1   | Thermal Disk, (ET Thermostat)                   |
| 091-3051  | 8  | 1   | 7-Cam Timer, 90-Second (AF-3DS)                 |
| 091-9010  | 8  | 1   | Heater, Sustainer, (120v, 500W ET, AWS)         |
| 092-1015  | 8  | 1   | Kit, Ford Fitting Repair                        |
| 088-1092  | 8  | 1   | Kit, Seal Press (ASQII Rinse/Wash Pump)         |
| 092-5016  | 8  | 1   | Kit, Water Solenoid Valve, J/E 1/2" G series    |
| 092-5047  | 8  | 1   | Kit, Vacuum Breaker Repair, 1/2" Watts          |
| 099-5102  | 8  | 3   | Kit, Chlorine Test Paper (100 strips per vial)  |


# MODEL ET-AF

## Parts Kit 088-1065



**064-0001**  
Chemical Pump  
(Internal - 50RPM)

1 ea



**083-6702**  
Cover, Chemical  
Pump (Internal)

3 ea



**089-6705**  
Tube, Squeeze,  
Lined Norprene FDA  
approved

6 ea



**091-4135**  
Fitting, Chemical  
Discharge

3 ea



**093-1061**  
Tubing, Chemical Line,  
1/4" Polymer Blue

20'



**093-1062**  
Tubing, Chemical Line,  
1/4" Polymer Green

20'



**093-1063**  
Tubing, Chemical Line,  
1/4" Polymer Red

20'



**098-1606**  
Clamp, Squeeze Tube  
to Chemical Line

6 ea



**099-1028**  
Bayonet, Spray Arm  
Pin (to Spray Base)

2 ea



**098-1583**  
Screw, SS Tumb,  
5/16-18 x 5/8"

3 ea



**081-6217**  
Spray Arm Bearing  
w/o-ring

1 ea



**081-6208**  
Spray Arm,  
Undercounter w/End  
Plugs

1 ea

# MODEL ET-AF

## Undercounter, Gravity/PDH



**081-6212**

Spray Arm,  
Undercounter,  
Cross-arm (ET-AF)

1 ea



**084-6211**

Spray Arm End  
Plugs, SS

4 ea



**083-6601**

Drain Ball, 1.5"

3 ea



**084-6610**

Drain Tube, Inside  
Sump, Gravity Drain

1 ea



**085-6611**

Drain Shaft,  
Gravity Drain

1 ea



**086-6307**

Push Rod, ETAF/L3DW,  
Gravity Drain

1 ea



**086-6606**

Washer, Slotted,  
Small (SS)

2 ea



**086-6607**

Washer, Slotted,  
Large (SS)

2 ea



**089-6303**

Gasket, Pump, Wash  
1.5 HP, (Main Pump)


2 ea



**089-6311**

Gasket, O-ring, Drain  
Pump Cover, 2.87" dia

2 ea



**089-6672**

Gasket, Heater  
(500W Round)

1 ea



**092-2002**

Gasket, Slip Nut, 1.5"

2 ea

# MODEL ET-AF

## Parts Kit 088-1065



**091-1001**

Motor, Wash, 1.5HP

1 ea



**091-1025**

Motor, Drain Pump,  
ET/ASQII (1/6HP)

1 ea



**091-1003**

Motor, Cam Timer,  
ET 90-Second

1 ea



**082-6317**

Impeller, Drain Pump

1 ea



**289-6618**

O-ring, Spray Base Nut

1 ea



**098-9014**

O-ring, Drain (Push  
Rod, Flat, 0.125")

4 ea



**092-2001**

Seal, Wash Pump  
(Main Pump)

1 ea



**092-2005**

Seal, Drain Pump,  
ET Pump shaft

1 ea



**091-3082**

Contactor, Heater,  
ET Series

1 ea



**091-3083**

Contactor, Motor,  
40a

1 ea



**098-2417**

Washer, 1/4" SS Split  
lock, (p/Motor Shaft)

2 ea




**098-2505**

Nut, Cap, 5/16-18,  
w/Nylon Insert

2 ea

# MODEL ET-AF

## Undercounter, Gravity/PDH



**092-1012N**

Nut, Slip, 1.5"


2 ea



**098-2308**

Nut, Wing, 1/4-20  
w/Nylon Insert

2 ea



**098-2412**

Nut, Lock, 1/4-20,  
(Thin)

2 ea



**098-2507**

Nut, Lock, 1/4-20,  
w/Nylon Insert

2 ea



**098-1417**

Screw, Socket Shoulder  
1/4-20, 5/16 dia, 1/2"

2 ea



**091-3081**

Switch, Float,  
ASQII & ET

1 ea



**091-3009**

Switch, Prime Chem,  
Momentary

2 ea



**091-3022**

Switch, Cam Timer

4 ea



**091-3008**

Switch, Master,  
(20amp)

1 ea



**091-3065**

Switch, Contact Block,  
ET and HT

1 ea



**091-3067**

Switch, Operator,  
ET and HT

1 ea



**091-1029**

Switch, Motor, (Internal  
WEG 1.5HP, 1HP)

1 ea

# MODEL ET-AF

## Parts Kit 088-1065



**091-3070**

Switch, Door Cut Off

1 ea



**291-7101**

Light, Indicator, 110Volt,  
ET/ASQII (Run Light)

1 ea



**291-3005**

Relay, Cube, DPDT 110v,  
(Finder 1.62" Tall)

1 ea



**091-3003**

Relay, Cube,  
Instant-Start

2 ea



**098-9009**

Clamp, Hose,  
7/8" Screw Type

2 ea



**099-1001**

Gauge, Temperature,  
No Capillary

1 ea



**299-1004**

Gauge, Temperature,  
Final Rinse,  
3" Capillary

1 ea



**091-2014**

Solenoid, Drain,  
(Black)

2 ea



**092-5027**

Valve, Check,  
1/2" Strataflow

1 ea



**098-3012**

Spring, Door,  
Undercounter

2 ea



**092-9002**

Screen, Line Strainer,  
1/2" Y type

1 ea



**091-2008**

Thermal Disk,  
(ET Thermostat)

1 ea

# MODEL ET-AF

## Undercounter, Gravity/PDH



**091-3051**

7-Cam Timer,  
90-Second (AF-3DS)

1 ea



**091-9010**

Heater, Sustainer,  
(120v, 500W ET, AWS)

1 ea



**092-1015**

Kit, Ford Fitting Repair

1 ea



**088-1092**

Kit, Seal Press (ASQII  
Rinse/Wash Pump)

1 ea



**092-5016**

Kit, Water Solenoid  
Valve, J/E 1/2" G series

1 ea



**092-5047**

Kit, Vacuum Breaker  
Repair, 1/2" Watts

1 ea



**099-5102**

Kit, Chlorine Test Paper  
(100 strips per vial)

3 ea



**American Dish Service**  
Manufacturers of Ware Washing Equipment

an Ali Group Company



The Spirit of Excellence