


TECHNICAL SUPPORT MATERIAL

Routine and Preventative Maintenance


Hood Fan Kit (388-1007) is Signal Only

All ADS equipment calls for electrical power connected by a clean circuit. This means electrical power for the dishwasher control box cannot be used for the power supply to other appliances or motors such as a hood exhaust fans, chemical feeders motors, garbage disposers, lights and any other kitchen equipment. These should be supplied with power on their own protected circuits according to the manufacturer's instructions. The control box for the ADS dish machines are designed to supply the requirements of the dishmachine and have no listing authority for auxiliary equipment power taps.


The kit only provides slave points and a time extending relay. The conduit and wire needed to reach the enclosure for the fan will be supplied by others. The power control box (enclosure), contactor, wire, conduit and motors are supplied by others. ADS cannot supply these items because they are different length for each installation.



Power for the fan motor must come from the building's service drop or circuit panel box. A designated circuit breaker for the motor will be installed in this box and labeled.



Conduit from the breaker box may already exist and will lead to an enclosure box near the dishwasher for the hood motor control. If this is not the case, it will need to be provided. From the ADS Hood Fan Kit, install this relay next to the fan motor contactor. Wire according to wire diagram supplied in kit.



Next, inside the dishmachine's control box, insert the slave points (291-3028) on the conveyor motor contactor for conveyor machines and the wash contactor for the HT-25. Wire according to wire diagram supplied in kit.

The fan motor installed above a hood is powered by the motor contactor and controlled by the dishwasher signal. The ADS hood fan kit will allow a "time-on setting" after the dishwasher has turned off.

